



HARRIS COUNTY BOARD OF COMMISSIONERS
FY 2023-24 PROGRAM OF WORK
Updated Jan.12, 2024
www.harriscountygga.gov

Program & Funding Source	Responsible Party	Status
Administration		
1.Update the employee compensation and classification plan, \$15,000.	County Manager	Board approved contract on 8/1/23. CVIOG begin preliminary discussions on 1/11/24. Initial CVIOG meeting with staff on 1/17/24. Completion by June 2024. Implementation during FY 2024-25.
Animal Control		
2.Add additional security cameras, \$3,500.	Public Works Director/IT Director	Completed.
3.Purchase a storage building, \$7,500.	Public Works Director	Completed.
4.Make kennel door improvements, \$14,500.	Public Works Director	Completed.
Board of County Commissioners		
5.Purchase I-Pads for Board members to have a paperless agenda system, \$5,500	IT Director	Completed.
6. Prepare and conduct a SPLOST continuation referendum to be held March 12, 2024. Current 6-year SPLOST ends March 31, 2025.	County Manager	Proposed strategic plan was prepared and presented to BOC on 9/5/23 for review/consideration. Initial meeting with cities was 9/21/23. Another meeting with cities was 10/4/23. BOC discussed on 11/7/23. BOC approved IGA on 11/21/23 and resolution on 11/28/23. Waiting for election.
Community Center		
7.Complete the replacement of the aged dehumidification system, \$470,000.	Parks & Recreation Director	Bid opening was 9/22/22. 4 responses received, Board approved J.M. Clayton for \$722,000 on 10/4/22. 62% paid. Completed.
8.Purchase a floor cleaner, \$12,000.	Parks & Recreation Director	Completed.
9.Install an electric basketball winch, \$55,000.	Parks & Recreation Director	Completed.
10.Replace the pool pump room electrical system, \$35,000.	Parks & Recreation Director	Completed.
Community Development		
11.Codify the new Unified Development Code (UDC), \$15,000.	Community Dev. Director/County Clerk	
12.Have RVRC design a digital zoning map using ARP funds, \$30,000.	Community Development Director/RVRC	Agreement approved on 9/5/23. 160 maps have been scanned and sent to RVRC for digitizing. On-going.

Program & Funding Source		Responsible Party	Status
Community Development			
	13.RVRC to update the comprehensive master plan in accordance with state requirements by 6/30/24.	Community Development Director/RVRC	Initial staff meeting held with RVRC on 6/30/23 to outline a schedule. RVRC attended 7/27/23 planning session to review the schedule with BOC. First public hearing was 8/28/23. RVRC gave update during 11/28/23 planning session. On-going.
Information Technology			
	14.Begin a new GIS system by partnering with RVRC using ARP funds, \$35,000.	IT Director/RVRC	Agreement approved on 9/5/23. Coordinating with RVRC on various map layers.
Emergency Medical Services			
	15.Complete the construction a new EMS/VFD facility located in the Northwest Harris Business Park, \$10,000 for construction administration and \$1,500,000 for construction.	EMS Director	RFQ for architectural services was distributed, four responses received and evaluated. Evaluation committee selected 2WR. Board approved 2WR's proposal on 1/4/22 for \$190,000. Design meetings held on 1/28/22, 2/24/22, 4/5/22, and 5/4/22. Bid deadline was 8/4/22 and received 7 responses. Board approved Headley Construction for \$3,360,000 on 8/16/22. Precon meeting held 10/18/22. Construction is 71% paid. Operational 12/10/23. Finalizing close-out document.
Prison			
	16.Replace old copper piping and valves in boiler room, \$78,000.	Prison Warden/ Facility Maintenance	Completed.
	17.Purchase two replacement vehicles using SPLOST-2019 funds, \$79,000.	Prison Warden	One delivered and one on order.
Public Works Projects (roads and bridges)			
	18.Prepare five-year road and bridge master plan to guide future growth, \$40,000.	County Manager / Public Works Director/Consultant	Preparing RFP.
	19.Acquire new citizen request management system, \$20,000.	IT Director	Implemented SeeClickFix software for Public Works, Water Works, Solid Waste, and Recreation. Completed.
	20.Conduct annual LMIG resurfacing program (10% required state match and overage amount in TSPLOST-2013 Fund), \$890,598 + 10%.	Public Works Director	4.1 miles of Ripshin Road was approved on 8/1/23. On bid, bid opening is 2/6/24, Board consideration on 2/20/24. Completion by June 30, 2024.
	21.Re-stripe numerous county roads using GDOT grant funds (\$180,000) and TSPLOST-2013 funds (\$20,970), \$200,970.	Public Works Director	Bid opening was 8/22/23. Board approved Peek Pavement Markings for \$99,800 on 9/5/23. Phase II approved on 9/19/23 for \$101,170 using Peek Pavement Markings for a total of \$200,970. Completed.

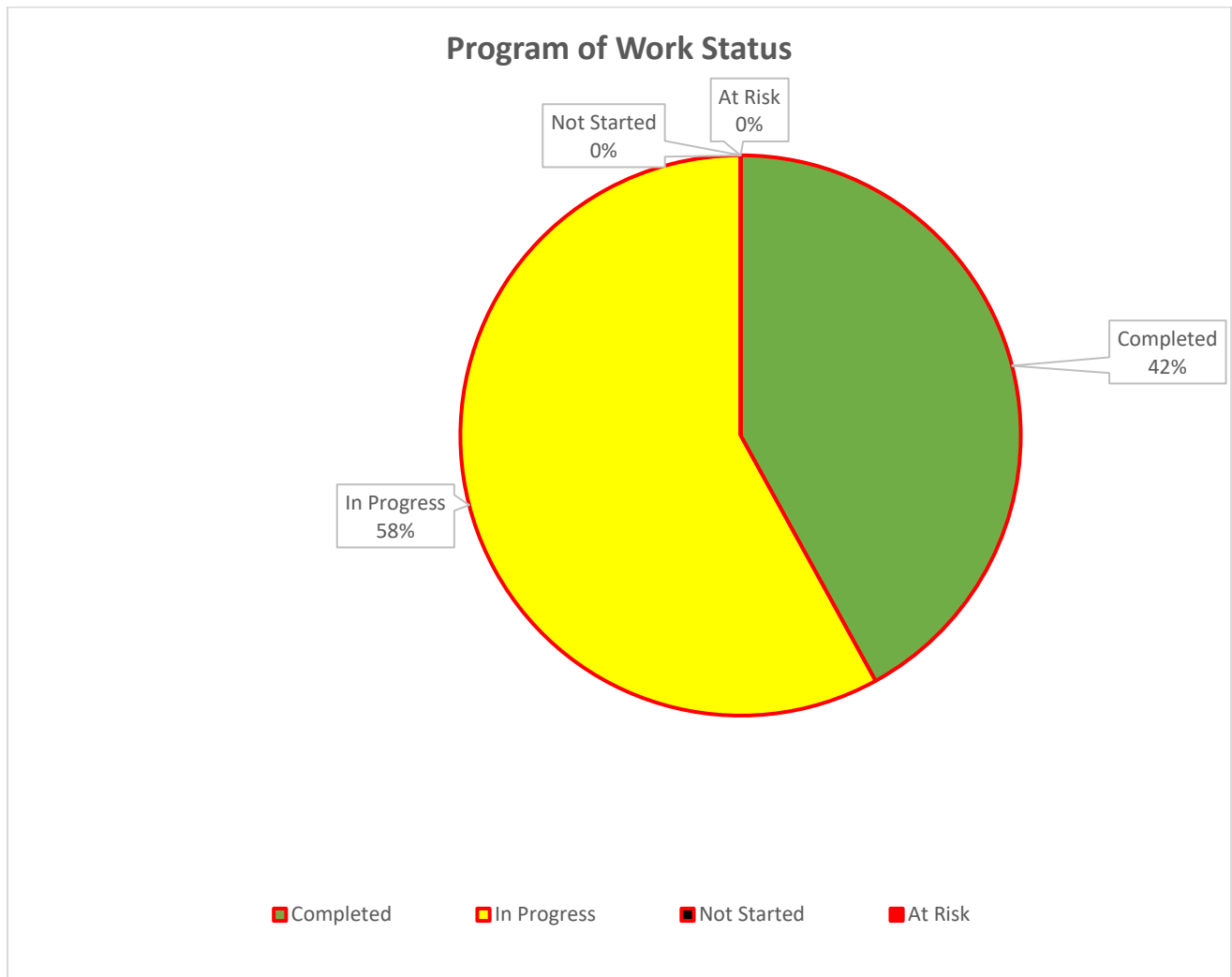
Program & Funding Source		Responsible Party	Status
Public Works Projects (roads and bridges)			
22. Purchase two replacement pick-up trucks using TSPLOST-2013 funds, \$115,000.		Public Works Director	Completed.
23. Realign Mountain Hill Road near SR 315 using TSPLOST-2023 funds, \$110,000 for design and \$450,000 for construction.		Public Works Director	Realignment being designed/ coordinated with GDOT selected engineering company working on SR 315 improvements. Completion 2025.
24. Purchase replacement boom axe machine using TSPLOST-2023 funds, \$230,000.		Public Works Director	Completed.
25. Purchase new grapple truck using TSPLOST-2023 funds, \$170,000.		Public Works Director	Completed.
26. Complete the bidding and construction of a new Public Works Facility using \$35,000 for construction administration from SPLOST-2019, \$3,000,000 for construction from SPLOST-2019 funds, and \$500,000 for construction from TSPLOST-2023.		County Manager / Public Works Director	Design meetings held on 6/15/22, 8/9/22, 9/9/22, 10/17/22, and 12/5/22. Board approved site on 9/20/22. Site has been prepared by county. Bid opening was 12/1/23 and Board approved Principle Construction on 12/5/23 for \$3,499,000. Construction is 0% paid. Precon meeting held on 1/10/24. Completion by late 2024.
27. Coordinating with GDOT on SR 315 improvements using state TSPLOST funds.		County Manager / Public Works Director	GDOT selected an engineering firm, WSP, for this project. Design should begin first quarter 2024.
Parks & Recreation			
28. Prepare a conceptual design of an agricultural complex, \$70,000.		Parks & Recreation Director	Proposal agreed upon. Concept design work has started.
29. Repair/replace electrical control panel at Moultrie Park, \$35,000.		Parks & Recreation Director	Completed.
30. Construct an observation tower at Ellerslie Park, \$500,000 funded by others.		Parks & Recreation Director	Design complete, bid opening was 6/29/23. Board approved Batson-Cook for \$700,000 on 7/18/23. Construction has begun. Completion during early 2024.
31. Install various improvements at Ellerslie Park, \$100,000.		Parks & Recreation Director	
32. Develop Pine Mtn Valley Park upon ownership, \$250,000.		Parks & Recreation Director	BOE does not want property, property survey of 10.48 acres and phase I environmental assessment completed. Board accepted property donation on 9/19/23. Ownership completed.
33. Reconfigure the lights on field #7 at Moultrie Park for football, \$125,000.		Parks & Recreation Director	On-going.
34. Develop and install interpretive panels for three additional kiosks on the MOW trail using TSPLOST-2013 funds, \$25,000.		County Manager	In process.

Program & Funding Source		Responsible Party	Status
Parks & Recreation			
35.Implement wi-fi at Moultrie and Pate Parks using ARP funds, \$25,000.		Parks & Recreation Director/IT Director	Completed.
36.Install additional guardrails in previous sections of MOW trail using TSPLOST-2023 funds, \$50,000.		Parks & Recreation Director	
37.Purchase replacement vehicle for MOW trail using TSPLOST-2023 funds, \$39,000.		Parks & Recreation Director	Completed.
38.Purchase new utility vehicle with blower attachment for MOW trail using TSPLOST-2023 funds, \$25,000.		Parks & Recreation Director	Completed.
Tax Assessor's Office			
39.Purchase replacement vehicle, \$37,000.		Chief Appraiser	Completed.
40.Conduct aerial flight for GIS system in early 2024, \$22,000.		Chief Appraiser	To begin during Feb.
Vehicle Maintenance			
41.Repair roof, \$21,800		Vehicle Maintenance Director	Completed.
42.Conduct annual surplus vehicle and equipment sale.		Vehicle Maintenance Director	
Volunteer Fire Department			
43.Complete construction of a new fire training facility using \$432,000 from General Fund and \$167,000 from SPLOST-2019.		VFD	Design meetings held on 6/22/22, 7/12/22, and 11/18/22. Construction documents completed and approved. Bid deadline was 2/16/23, 5 responses received, Board approved bid by Carlisle on 3/21/23 for \$699,999. Precon meeting held 5/1/23. 65% paid. Completed. Ribbon cutting was 11/28/23. Finalizing close-out documents.
44.Purchase a used fire truck for the new NWHVFD station in the NWHBP, \$200,000.		VFD	
911 Center			
45.Prepare a RFP to obtain a vendor that will provide a P25 standard 911 radio system, \$50,000.		911 Director	Deadline to submit proposals was 7/27/23. 3 proposals received and evaluated by selection committee. Board approved Televate. Kick-off meeting held 9/18/23. RFP has been prepared. Distribution on 1/22/24. Submittal deadline is 3/27/24. Board consideration on 5/7/24.
46.Install a replacement server, \$22,000.		911 Director/IT Director	Completed.

Program & Funding Source	Responsible Party	Status
Airport Projects		
47.Rehabilitate runway lighting, airfield signage, and wind cone using GDOT grant funds, \$550,500.	Airport Director / Airport Consultant	Bid opening was 3/29/23. One response received. Board approved Trinity Electrical on 4/18/23 for \$550,060. Completion during early 2024.
48.Replace the AWOS system using GDOT grant funds, \$145,000.	Airport Director / Airport Consultant	Purchasing off state contract. Installation during early 2024.
49.Purchase new tractor mower attachment, \$7,700.	Airport Director	Completed.
50.Conduct the annual open house during May 2024.	Airport Director/ Chamber of Commerce	Preparing for the May event.
Solid Waste Projects		
51.Purchase two replacement garbage trucks, \$580,000.	Solid Waste Director	One delivered and one not.
52.Purchase replacement commercial pressure washer, \$7,000.	Solid Waste Director	Completed.
Water Works Projects		
53.Prepare five-year water and wastewater master plan to guide future growth, \$30,000.	County Manager/ Water Works Director/ Consultant	Consultant gathering information. Report to be presented during Feb. planning session.
54.Prepare a water and wastewater rate study, \$35,000.	Water Works Director/ Consultant	Consultant gathering information. Report to be presented during Feb. planning session.
55.Complete the design of the new elevated water tank at SR 315/I-185 using ARP funds, \$90,000.	Water Works Director/Consultant	Being designed and sited. Design completed 1/2024, bid out early 2024, construction begins mid 2024 and completed early 2025.
56.Upgrade the U.S. 27 water line a distance of 25,000 linear feet with a 12-inch ductile iron line and fire hydrants using GEFA loan, \$100,000 for construction administration and \$1,100,000 for partial construction.	Water Works Director	Bid opening was 1/18/23, Board approved Gordy Construction on 2/7/23 for \$5,682,718, delivery of all material by November 2023. Completion during early 2025. Acquired GEFA loan to fund project.
Other Projects		
57.Begin Phase II of courthouse renovations using SPLOST-2019 funds. \$320,000 for design and \$1,400,000 for construction.	County Manager	Design phase on-going. Meeting with end users regarding design.
58.Conduct quarterly planning sessions to establish future goals.	County Manager/County Clerk	Previous sessions held on 7/26/21, 10/11/21, 2/24/22, 5/19/22, 8/9/22, 11/3/22, 2/16/23, 5/18/23, 7/27/23, and 11/28/2023. Next session is 2/2024.
59.Conduct annual legislative dinner.	County Clerk	Previous dinners held on 7/26/21, 8/9/22, and 7/27/23. Next dinner is 7/2024.
Value of all Projects - \$14,639,000		

Key:

Status	No. of Projects/Total Projects	Percentage
Completed	25/59	42%
In Progress	34/59	58%
Not Started	0/59	0%
At Risk	0/59	0%
Total	59/59	100%





American Rescue Plan (ARP)

Updated Jan. 12, 2024

Installment #1			
Proposed Project	Eligibility Reference	Estimated Cost	Status
Installation of glass partitions in courtrooms as a COVID prevention and mitigation tactic. (1)	p.18 of the Interim Final Rule p. 5 of the NACO Overview	\$4,500	Completed.
Increase the number of holding cells at the jail as a COVID prevention and mitigation tactic. (1)	p.18 of the Interim Final Rule p. 5 of the NACO Overview	\$38,600	Completed
Renovations/capital investments (HVAC) to the old library as a community public health clinic for Mercer Med. to add health care capacity. (1)	p.18 of the Interim Final Rule p. 5 of the NACO Overview	\$37,916	Completed.
Replacement HVAC system in the courthouse as a ventilation improvement in a key location as an infection prevention measure (includes design, bidding, and construction administration). (1)	p. 18 of the Interim Final Rule p. 5 of the NACO Overview	\$2,024,900	Contract price is \$1,882,035, \$1,666,700 paid (88%) Completed
Premium pay for essential workers. (3)	p. 45 of the Interim Final Rule p. 12 of the NACO Overview	\$220,000	Completed.
Design and partial construction of a new elevated water tank on SR 315 near I-185 as a water infrastructure improvement.	p. 62,63 of the Interim Final Rule p. 16 of the NACO Overview	\$104,000 for design/ \$146,000 for construction	In FY 2023-24 budget for design. In FY 2024-25 budget for construction.
Extension/replacement of water lines with Airport/Callaway connection and Green Drive as water infrastructure improvements (includes design, bidding, permitting, and construction administration). (6)	p. 62,63 of the Interim Final Rule p. 16 of the NACO Overview	\$394,084	Completed.
Replacement Sheriff's Office vehicles (6).		\$340,000	Completed.
Implement GIS system with RVRC.		\$35,000	In process
RVRC prepare digital zoning map.		\$30,000	In process
Install wi-fi in Moultrie and Pate Parks.		\$25,000	Completed.
Total Installment #1		\$3,400,000	

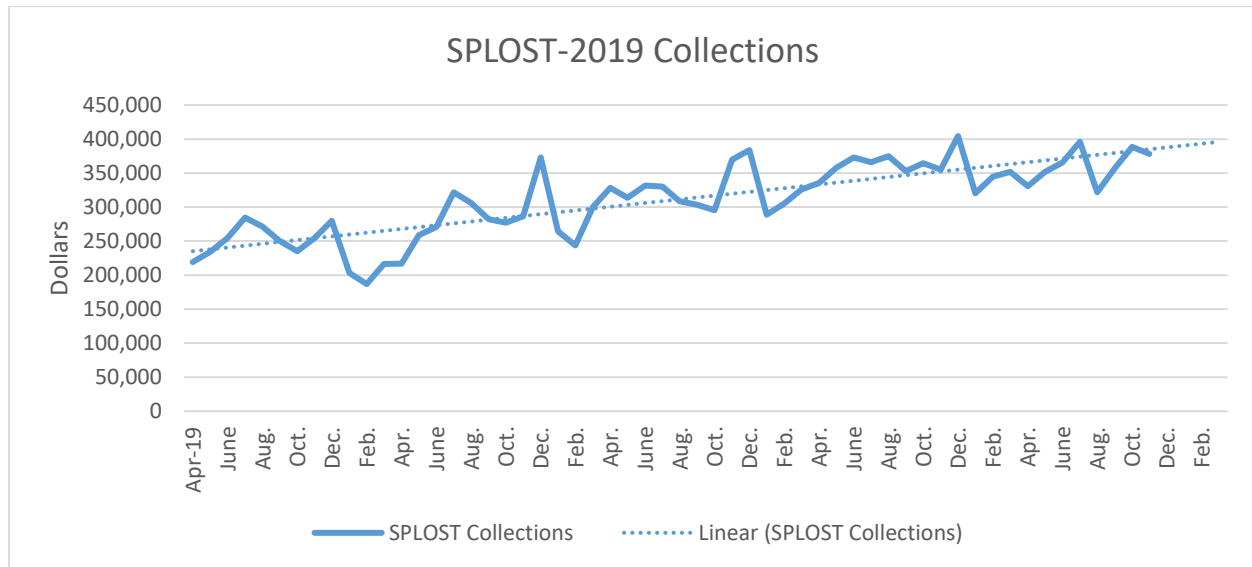


American Rescue Plan (ARP)

Updated Jan. 12, 2024

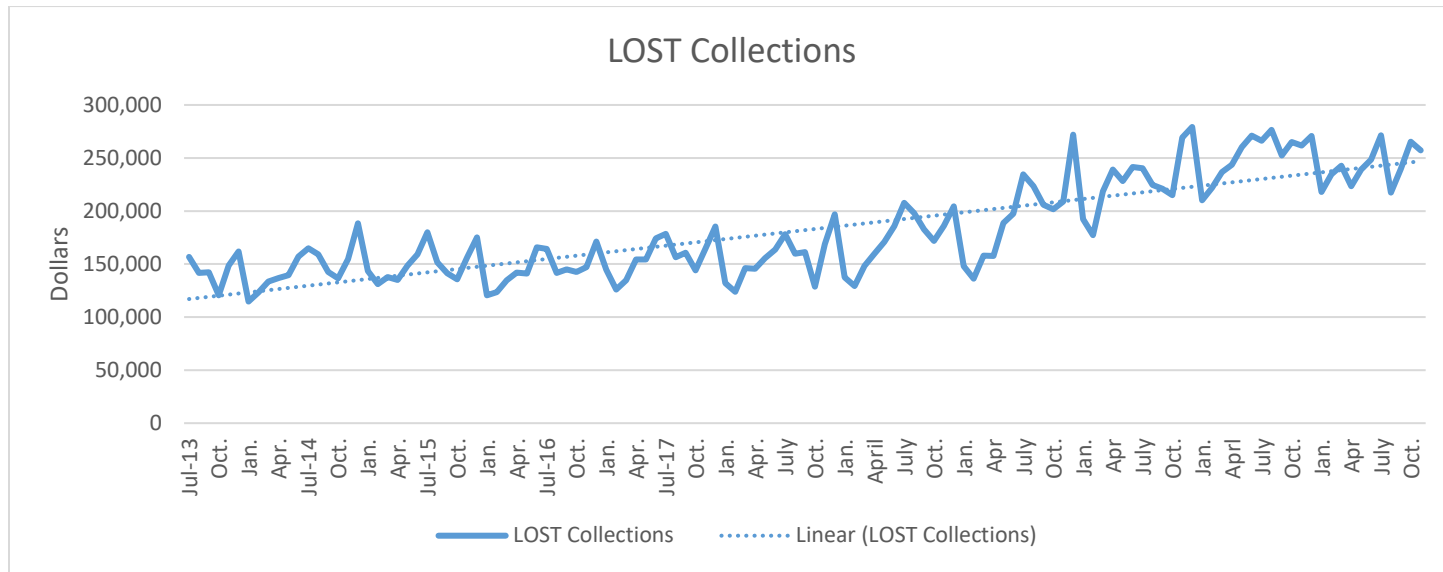
Installment #2			
Proposed Project		Estimated Cost	Status
	Hadley Road Water Line Phase II	\$405,040	Completed.
	Construct a New EMS/VFD in the NWHBP	\$472,000 (partial)	Completed.
	NWHBP Site Improvements	\$217,500 (partial)	Completed.
	Elevated Water Tank Construction Near SR 315/I-185	\$2,327,460	Being Designed and Sited
Total Installment #2		\$3,422,000	

SPLOST-2019 COLLECTIONS CHART



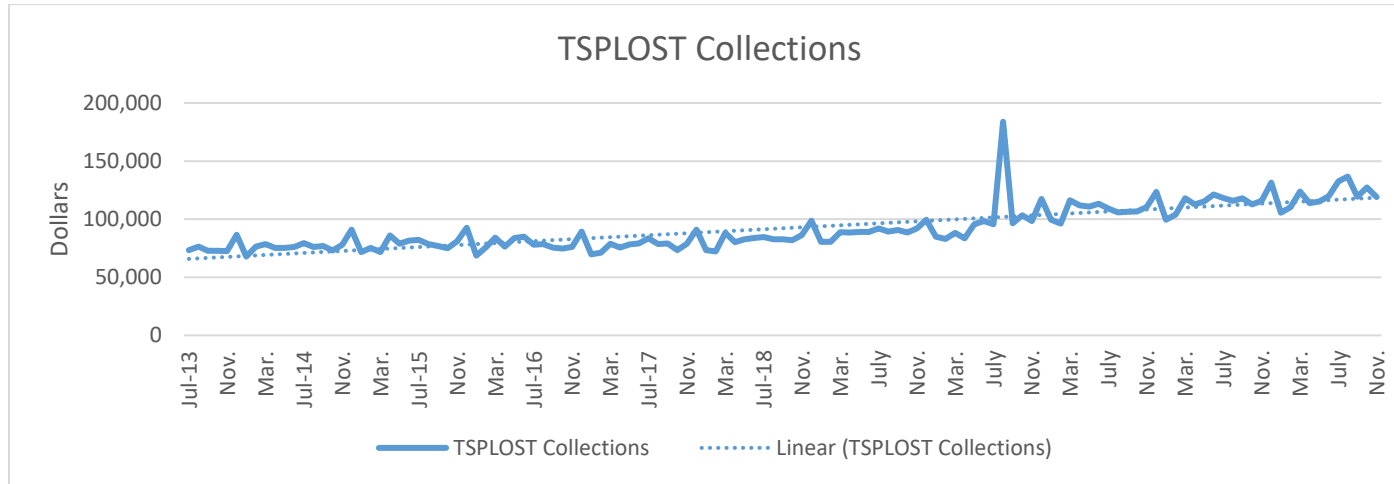
Month	FY 2018-19	FY 2019-20	FY 2020-21	FY 2021-22	FY 2022-23	FY 2023-24
July		284,693.42	321,739.80	330,164.86	365,978.37	395,996.21
Aug.		271,165.55	306,268.05	308,379.55	374,737.74	321,758.34
Sept.		250,300.43	282,436.82	303,499.03	352,898.56	356,581.83
Oct.		235,377.50	276,824.25	295,360.55	364,422.30	388,587.88
Nov.		254,618.28	286,528.10	369,723.88	354,936.60	377,927.58
Dec.		279,830.34	373,147.20	383,590.25	404,390.76	
Jan.		203,178.91	264,179.21	288,950.71	320,108.63	
Feb.		186,822.88	243,523.45	305,327.64	344,635.60	
Mar.		216,560.26	300,086.97	325,767.65	351,962.15	
Apr.	218,979.06	216,723.22	328,184.03	335,125.59	330,505.52	
May	234,318.00	258,960.66	313,650.06	357,973.30	351,609.94	
June	254,280.87	270,854.51	331,684.43	373,031.62	365,245.36	
Total	707,577.93	2,929,085.96	3,628,252.37	3,976,894.63	4,281,431.53	1,840,851.84
Budget	600,000	2,500,000	2,000,000	3,446,535	3,600,000	4,200,000
% Collected	118%	117.2%	181.4%	115.4%	118.9%	43.8%
Total to Date - \$17,364,094 or an average of \$310,073 per month.						
FY 2018-19 monthly average - \$235,859						
FY 2019-20 monthly average - \$244,090						
FY 2020-21 monthly average - \$302,354						
FY 2021-22 monthly average - \$331,408						
FY 2022-23 monthly average - \$356,786						
FY 2023-24 monthly average - \$368,170						
Projected collections during the 72-month period - \$22,325,256 or 146% (\$15,300,000 budgeted)						
Collection period ends March 31, 2025. 56 of the 72 months have been collected or 77.7%.						

LOST COLLECTIONS CHART



Month	FY 2015-16	FY 2016-17	FY 2017-18	FY 2018-19	FY 2019-20	FY 2020-21	FY 2021-22	FY 2022-23	FY 2023-24
July	179,956.17	164,263.05	178,428.06	178,208.83	207,829.92	234,554.03	240,390.31	266,181.31	271,343.69
Aug.	151,599.48	141,675.41	156,321.09	159,723.32	197,954.94	223,270.68	224,507.15	276,447.69	217,411.38
Sept.	141,485.55	144,934.76	160,525.24	161,233.86	182,720.92	205,900.47	220,949.15	252,423.40	239,693.77
Oct.	135,680.46	142,510.02	143,984.69	128,754.12	171,829.09	201,807.06	215,004.88	264,971.53	265,385.58
Nov.	156,025.90	146,992.25	164,576.71	168,821.10	185,873.35	208,883.13	269,163.13	261,610.61	257,067.77
Dec.	175,274.57	171,332.59	185,441.25	196,869.33	204,277.25	272,026.45	279,254.41	270,914.56	
Jan.	120,522.28	144,628.34	131,927.61	137,542.94	148,140.75	192,335.79	210,077.50	217,886.27	
Feb.	123,461.68	126,106.53	123,792.99	129,346.33	136,201.67	177,292.95	221,981.73	234,501.10	
Mar.	134,853.92	134,761.84	146,053.10	148,447.37	157,876.58	218,474.10	236,837.19	242,740.09	
Apr.	141,910.13	154,434.89	145,589.97	159,856.34	157,633.40	238,965.38	243,639.29	223,455.23	
May	140,942.98	154,338.71	155,631.31	171,052.84	188,784.39	228,342.22	260,250.20	239,193.42	
June	165,647.73	174,228.63	163,667.09	185,626.40	197,454.98	241,469.05	271,196.00	248,605.64	
Total	1,767,360.85	1,800,207.02	1,855,939.11	1,925,482.78	2,136,577.24	2,643,321.31	2,893,250.94	2,998,930.85	1,250,902.19
Budget		1,750,000	1,800,000	1,800,000	1,825,000	1,690,300	2,147,043	2,600,000	3,000,000
% Collected		102.9%	103.1%	106.9%	117.1%	156.4%	134.7%	115.3%	41.7%

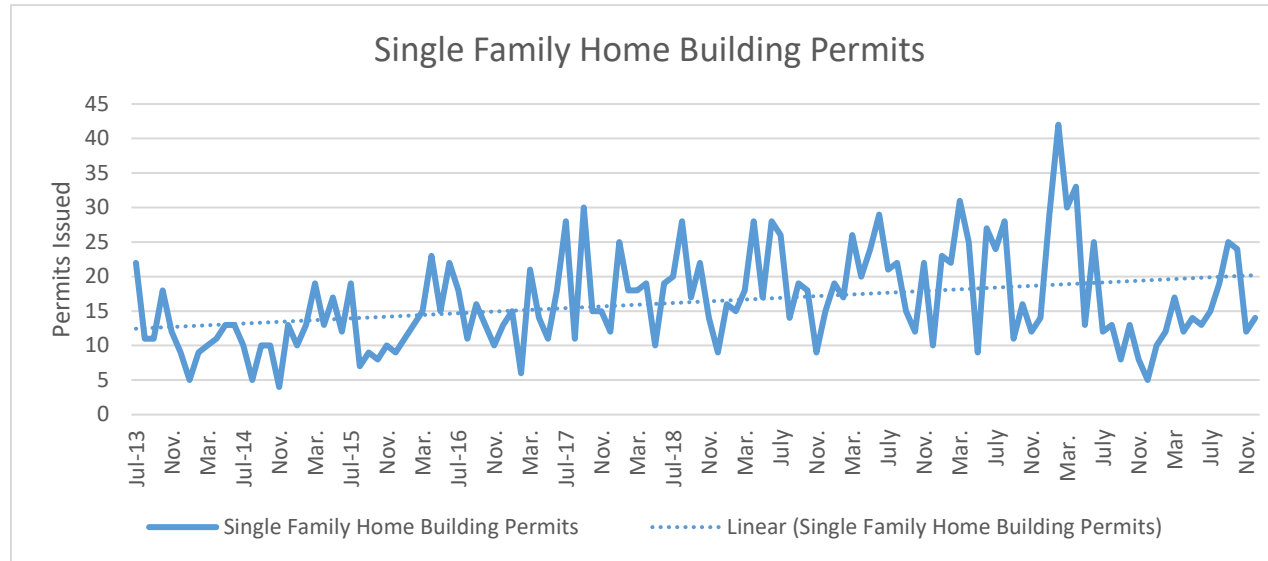
**TRANSPORTATION SPECIAL PURPOSE LOCAL OPTION SALES TAX (TSPLOST)
COLLECTION CHART (County Portion)**



Month	FY 2015-16	FY 2016-17	FY 2017-18	FY 2018-19	FY 2019-20	FY 2020-21	FY2021-22	FY 2022-23	FY 2023-24
July	82,115.26	77,943.73	83,443.31	84,736.38	91,988.07	95,748.18	109,199.78	118,133.82	132,508.23
Aug.	78,552.59	78,485.07	78,530.10	82,771.69	89,320.74	183,902.38	105,962.34	115,736.06	136,578.41
Sept.	76,920.89	75,669.23	79,063.32	82,712.97	90,581.20	96,375.92	106,384.14	117,947.72	119,362.90
Oct.	74,958.82	74,675.19	73,291.03	81,904.16	88,374.70	103,295.78	106,689.89	112,742.28	127,276.18
Nov.	81,135.23	76,152.86	78,803.63	86,293.98	92,088.47	98,535.37	110,598.21	115,853.84	119,121.21
Dec.	92,533.83	89,245.46	90,976.10	98,757.93	99,622.22	117,356.47	123,620.34	131,389.38	
Jan.	68,628.32	69,645.07	73,224.45	80,522.34	84,887.25	99,453.55	99,517.91	105,711.71	
Feb.	75,925.23	71,039.64	72,247.71	80,402.56	83,029.88	96,099.00	103,940.82	110,223.93	
Mar.	84,103.83	78,896.55	88,109.01	88,751.64	88,130.47	116,209.04	117,930.02	123,853.98	
Apr.	76,438.07	75,533.37	80,106.25	88,366.80	83,525.06	111,993.41	112,646.20	113,733.84	
May	83,839.63	78,178.57	82,829.62	89,002.65	95,731.02	110,949.68	115,156.06	115,100.66	
June	84,799.86	79,152.41	83,732.75	89,092.73	98,407.29	113,177.41	121,280.35	119,770.35	
Total	959,951.56	924,617.15	964,357.28	1,033,315.83	1,085,686.37	1,343,096.19	1,332,926.06	1,400,197.57	634,846.93
Budget			960,000	960,000	960,000	900,000	1,300,000	1,300,000	1,300,000
% Collected			100.5%	107.6%	113.1%	149.2%	102.5%	107.7%	48.8%

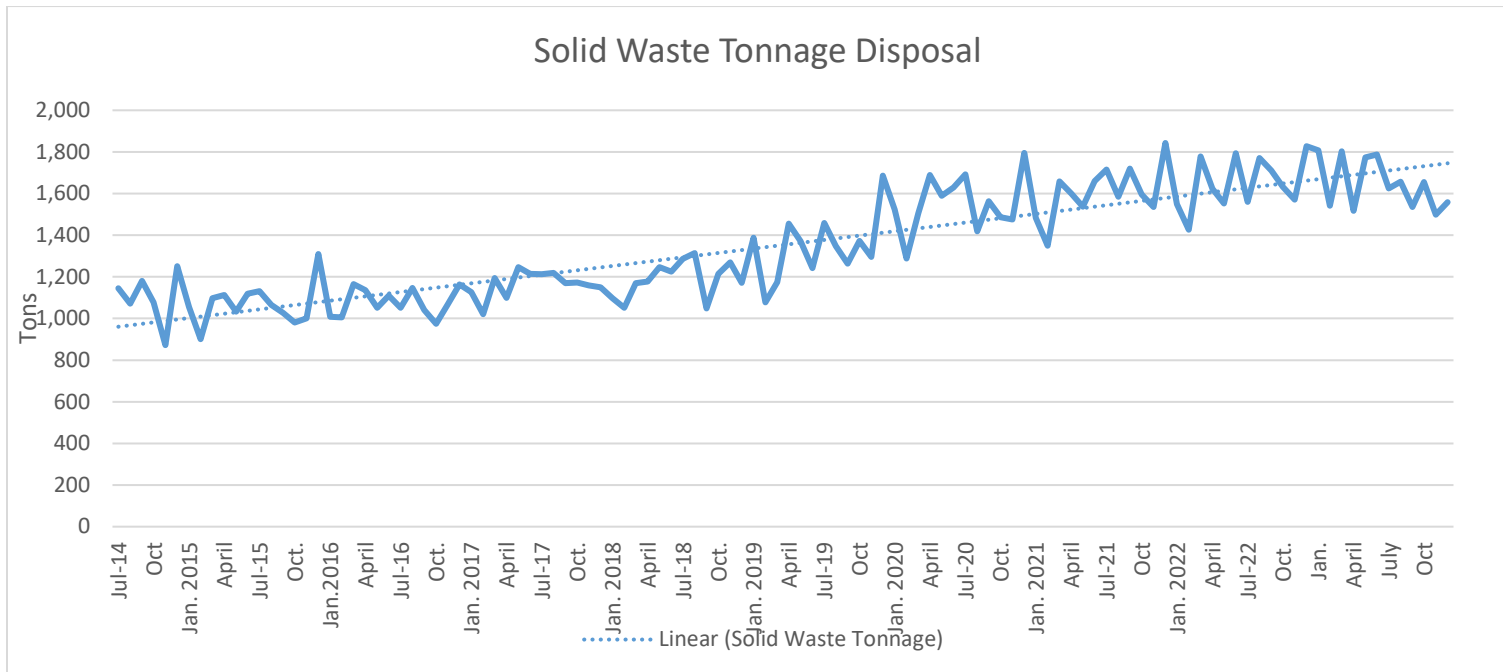
SINGLE FAMILY HOME BUILDING PERMIT ISSUANCE CHART

(Except the portion of West Point in Harris County)



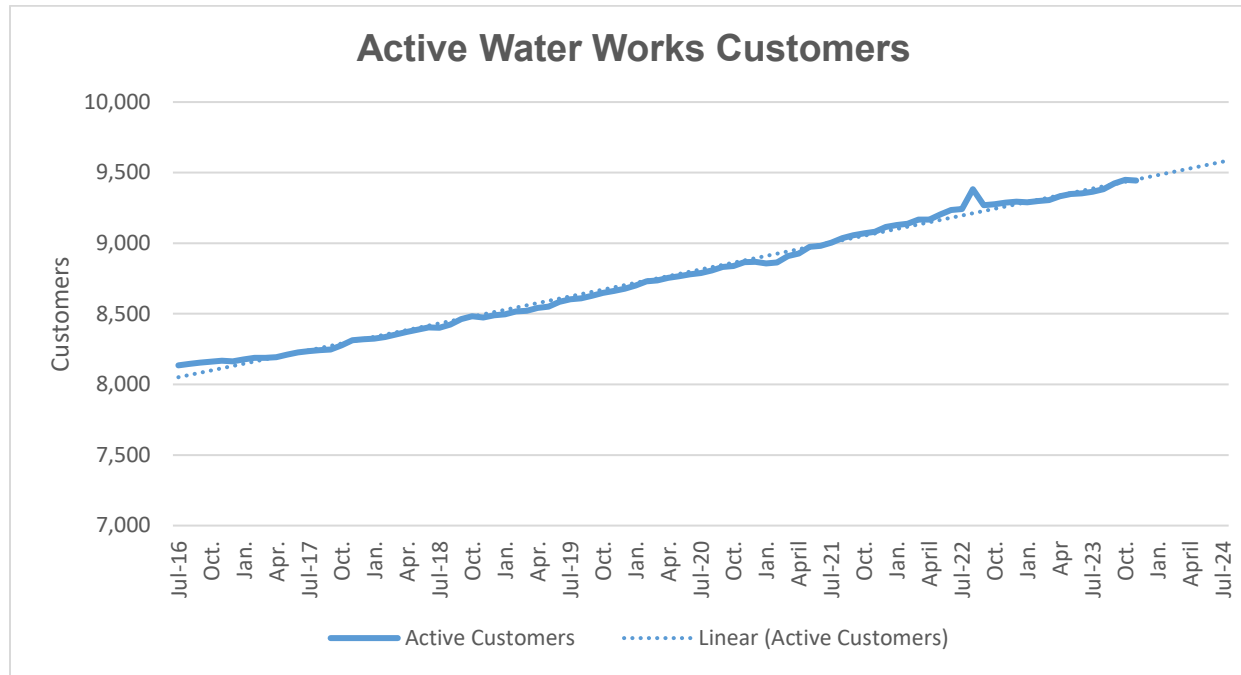
Month	FY 2014-15	FY 2015-16	FY 2016-17	FY 2017-18	FY 2018-19	FY 2019-20	FY 2020-21	FY 2021-22	FY 2022-23	FY 2023-24
July	10	19	18	28	20	26	21	24	12	15
Aug.	5	7	11	11	28	14	22	28	13	19
Sept.	10	9	16	30	17	19	15	11	8	25
Oct.	10	8	13	15	22	18	12	16	13	24
Nov.	4	10	10	15	14	9	22	12	8	12
Dec.	13	9	13	12	9	15	10	14	5	14
Jan.	10	11	15	25	16	19	23	29	10	
Feb.	13	13	6	18	15	17	22	42	12	
Mar.	19	15	21	18	18	26	31	30	17	
Apr.	13	23	14	19	28	20	25	33	12	
May	17	15	11	10	17	24	9	13	14	
June	12	22	18	19	28	29	27	25	13	
Total	136	161	166	220	232	236	239	277	137	109

SOLID WASTE TONNAGE DISPOSAL CHART



Month	FY 2015-16	FY 2016-17	FY 2017-18	FY 2018-19	FY 2019-20	FY2020-21	FY 2021-22	FY 2022-23	FY 2023-24
July	1,130.58	1,052.35	1,212.16	1,287.38	1,459.22	1,693.06	1,716.18	1,560.62	1,625.40
Aug.	1,065.33	1,147.43	1,219.47	1,313.72	1,348.43	1,419.21	1,585.29	1,770.42	1,657.47
Sept.	1,026.90	1,040.56	1,169.34	1,048.46	1,262.61	1,562.58	1,719.81	1,711.44	1,536.38
Oct.	980.69	974.66	1,171.84	1,214.68	1,373.33	1,486.45	1,595.69	1,632.62	1,656.44
Nov.	1,000.66	1,066.68	1,159.20	1,269.49	1,295.31	1,474.90	1,534.96	1,571.49	1,498.79
Dec.	1,308.53	1,163.04	1,149.49	1,171.32	1,686.42	1,795.13	1,842.98	1,828.20	1,558.12
Jan.	1,007.95	1,126.84	1,097.77	1,388.26	1,522.78	1,484.27	1,548.68	1,806.75	
Feb.	1,004.78	1,021.48	1,050.59	1,078.43	1,287.89	1,350.25	1,426.89	1,542.02	
Mar.	1,165.06	1,194.52	1,169.40	1,173.95	1,506.38	1,658.39	1,779.17	1,803.31	
Apr.	1,135.65	1,099.43	1,178.11	1,454.94	1,688.73	1,600.41	1,623.41	1,516.66	
May	1,051.84	1,247.32	1,246.82	1,371.46	1,589.44	1,537.41	1,552.71	1,774.01	
June	1,108.78	1,214.79	1,224.94	1,242.28	1,628.90	1,660.15	1,792.78	1,787.03	
Total	12,986.75	13,349.10	14,049.13	15,014.37	17,649.44	18,722.21	19,718.55	20,304.57	9,532.60

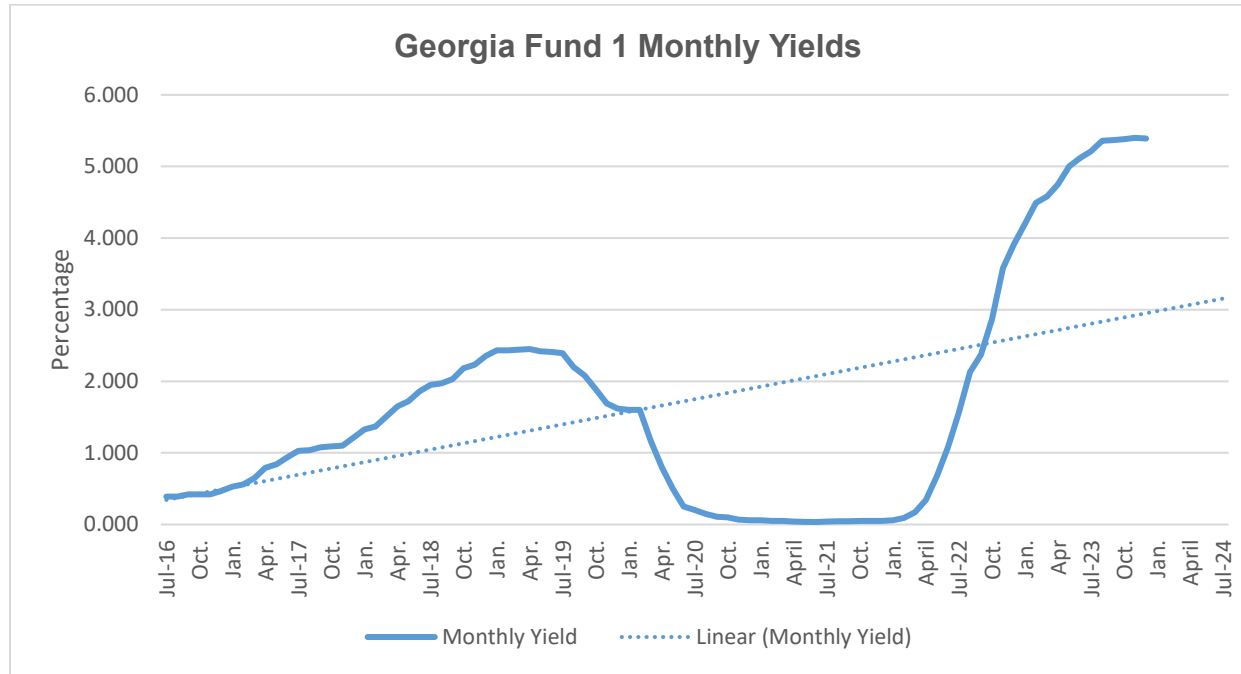
ACTIVE WATER WORKS CUSTOMERS CHART



Month	FY 2016-17	FY 2017-18	FY 2018-19	FY 2019-20	FY 2020-21	FY 2021-22	FY 2022-23	FY 2023-24
July	8,135	8,236	8,401	8,603	8,790	9,004	9,242	9,365
Aug.	8,146	8,243	8,423	8,611	8,808	9,037	9,382	9,382
Sept.	8,155	8,247	8,463	8,629	8,831	9,056	9,270	9,424
Oct.	8,160	8,277	8,482	8,649	8,839	9,070	9,276	9,449
Nov.	8,169	8,313	8,475	8,661	8,866	9,082	9,287	9,445
Dec.	8,164	8,320	8,490	8,678	8,869	9,115	9,295	
Jan.	8,176	8,325	8,496	8,701	8,856	9,130	9,290	
Feb.	8,189	8,336	8,517	8,729	8,864	9,138	9,299	
Mar.	8,188	8,354	8,522	8,736	8,909	9,168	9,306	
Apr.	8,193	8,371	8,541	8,754	8,927	9,167	9,334	
May	8,211	8,387	8,551	8,766	8,975	9,203	9,349	
June	8,227	8,404	8,586	8,780	8,982	9,235	9,353	
Avg.	8,176	8,318	8,496	8,691	8,876	9,117	9,307	9,413

GEORGIA FUND 1 MONTHLY YIELDS

(Georgia Fund 1 is the county's primary investment method to invest excess county funds)



Month	FY 2016-17	FY 2017-18	FY 2018-19	FY 2019-20	FY 2020-21	FY 2021-22	FY 2022-23	FY 2023-24
July	0.39	1.03	1.95	2.39	0.20	0.042	1.56	5.21
Aug.	0.39	1.04	1.97	2.20	0.15	0.045	2.13	5.36
Sept.	0.42	1.08	2.03	2.08	0.11	0.044	2.37	5.37
Oct.	0.42	1.09	2.18	1.89	0.10	0.05	2.87	5.38
Nov.	0.42	1.10	2.23	1.69	0.07	0.05	3.58	5.40
Dec.	0.47	1.21	2.35	1.62	0.06	0.05	3.92	5.39
Jan.	0.53	1.33	2.43	1.60	0.06	0.06	4.20	
Feb.	0.56	1.37	2.43	1.60	0.05	0.09	4.49	
Mar.	0.65	1.51	2.44	1.17	0.05	0.17	4.58	
Apr.	0.79	1.65	2.45	0.80	0.04	0.34	4.75	
May	0.84	1.72	2.42	0.50	0.036	0.68	5.00	
June	0.94	1.86	2.41	0.25	0.035	1.08	5.12	
Avg.	0.57	1.33	2.27	1.48	0.08	0.23	3.71	5.35